

PRODUCT CODE 7157

Tile Grout - Epoxy Based 2K

Asian Paints SmartCare Tile Grout - Epoxy Based 2K ready shades is a two component epoxy resin based grout specifically designed for use in application of ceramic tiles, vitrified tiles and stone joints where a hygienic and sterile condition is expected.

PRODUCT BENEFITS

Specifications

Meets the requirement of ANSI 118.3 & EN 13888-1

Impervious

Impervious ensuring excellent waterproofing in wet areas

Easy Application

Easy to apply and easy to clean provides excellent cleanliness

Excellent adhesion

Excellent adhesion

Hygienic

Ideal for areas where hygiene maintenance is critical like Laboratories, Breweries, Clinics and Bathrooms


Chemical Resistance

Non-toxic and Chemical resistant



PRODUCT FEATURES

AVAILABLE PACKS



Shelf life: 12 months from date of manufacture in original tightly closed containers away from direct sunlight and excessive heat.

COLOURS AVAILABLE

10 Shades*




COVERAGE

Commonly used Tile Dimensions			Coverage (Tile Area) in Sq. Ft. per Kg for width of Tile Joints mentioned below			
LENGTH (ft)	WIDTH (ft)	THICKNESS (mm)	3 mm	5 mm	8 mm	10 mm
1	1	10	32	19	12	10
1	1	20	16	10	6	5
1	2	10	41	26	16	13
1.5	1.5	12	40	24	15	12
2	2	12	54	32	20	16
2	4	12	72	43	27	22

** Actual coverage may vary depending on tile size, joint width and depth.

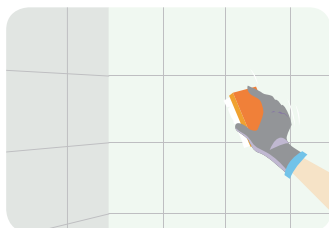
RECOMMENDED USAGE



Type of Usage	Area of Usage	Type of Tiles / Stones	Maximum width of Tile Joint can be filled	Mixing Ratio
Interior floor and walls, wet areas	Kitchen, bathrooms, swimming pool, wash area, etc.	Ceramic, porcelain, vitrified and mosaic tiles, natural stones, granite and marble	10 mm	Resin 14: Hardener 1 (by weight)

HOW TO APPLY

APPLICATION PROCESS



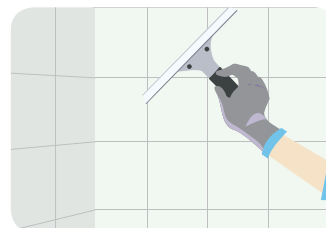
SURFACE PREPARATION

- Make sure tiles are firmly set, and adhesive or mortar is completely dry for 24 hours.
- Remove all spacers, pegs, ropes and string; clean joints by removing free loose dirt particles.
- To ensure desired results, a mockup installation is required before the actual installation.



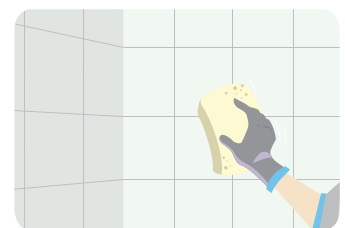
PREPARING MIX

- Always mix complete units. In a clean container, empty entire contents of SmartCare Epoxy Tile Grout Part A (RESIN) and Part B (HARDENER) container. Partial mixing will result improper/no curing of grout.
- In a clean container, mix all of Part A and all of Part B. Use a slow-speed stirrer for mixing to get a homogenous, consistent color. A at the site.



APPLICATION

- Press the grout firmly by using a hard rubber squeeze, into joints ensuring that the joints are completely filled.
- Remove the excess grout material from joints and surface by moving the squeeze diagonally to the grout lines.



CLEANING

- Clean off the surplus grout from tile joints and surface after 20-25 minutes. Initially use a rough textured sponge dampened with clean water.
- Use the damp sponge in a circular motion and keep it relative to the tile surface to achieve the flush joint.
- After completion of work clean the grout haze from the tile with clean water or soap solution.

ADDITIONAL INFORMATION

PRECAUTIONS

- › Wear suitable rubber gloves to avoid skin contact during application.
- › Never apply the Epoxy Tile Grout on wet/damp surface.
- › Do not allow water to flow/run in to un-grouted joints while application.
- › Apply masking tapes along tile joints while working on unglazed floor tiles, natural stones tiles with matt glaze or textured surfaces.

SAFETY FEATURES

- › Kindly refer to the MSDS for Asian Paints SmartCare Tile Grout - Epoxy based 2K which gives detailed information on safety measures while handling the material.
- › Store the container with the lid tightly closed in an upright position, in a cool and dry place.
- › Keep out of reach of children and away from eatables.
- › May be harmful if swallowed. In case of ingestion seek immediate medical attention.
- › Wear eye protection during application. In case of contact with eyes, rinse immediately with plenty of water and if required seek medical advice.
- › Do not breathe vapor or spray. It is recommended to wear suitable nose pad during surface preparation, mixing, application to avoid dust inhalation.
- › In the event of spills, contain spillage using sand or earth.

TECHNICAL DETAILS

a. Pot Life: Approx. 60 minutes

b. Foot Traffic: 24 hrs

c. Heavy Traffic: 7 days

d. Specific Gravity: 1.7 +/- 0.1

e. Sag: No sag

f. Water Absorption: Nil

g. Linear Shrinkage: Nil