

PRODUCT CODE 0056

Tractor Emulsion Advanced

Asian paints Tractor Emulsion Advanced is an interior paint that comes with twin power and provides a smooth and durable finish to your walls.

PRODUCT BENEFITS



Anti Fade

Tractor Emulsion Advanced offers anti-fade protection which translates to long-lasting color, reduced maintenance and best in class durability.



Superior Washability

Tractor Emulsion Advanced offers superior washability than distemper, making it easy to keep your walls looking the best.



4 Years Warranty*

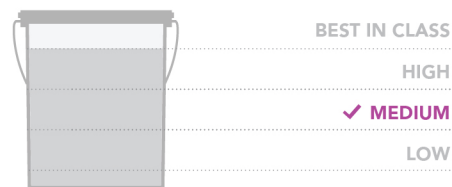
Tractor Emulsion Advanced comes with 4 years warranty* on shade/colour retention and film integrity.



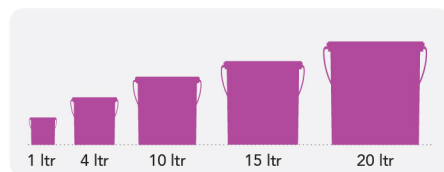
WATER BASED

PRODUCT FEATURES

WASHABILITY



AVAILABLE PACKS




Shelf life: 4 years from date of manufacture in original tightly closed containers away from direct sunlight and excessive heat.

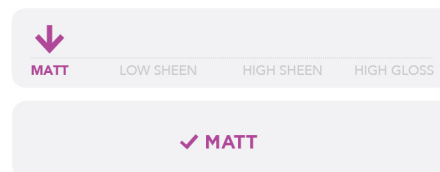
COLOURS AVAILABLE

2000+*

*Currently available in more than 2000 shades as per the Asian Paints Colour Cosmos.



FINISH



COVERAGE

On normal masonry surface after brushing



1 COAT

275 - 300
sq.ft/ltr**




2 COATS

145 - 165
sq.ft/ltr**

**Actual coverage may vary from the quoted coverage due to factors such as method and condition of application and surface roughness and porosity.

HOW TO APPLY

PRE PAINTING STEPS



PLASTER New masonry surfaces must be allowed to cure completely. It is recommended to allow 28 days as the curing time for new masonry surfaces.



CLEANING Surface should be free from any loose paint, dust or grease. Growths of fungus, algae or moss should be removed by wire brushing and water. In case of areas having excessive dampness use Asian Paints DampBlock to limit further dampness.



FILLING FOR CRACKS For filling cracks upto 3mm use Asian Paints Smart Care Crack Seal.



FILLING FOR HOLES & DENTS In case of dents and holes use Asian Paints Acrylic Wall Putty or white cement and fine sand in the ratio 1:3

For interior surfaces or substrates that are subjected to continuous seepage or dampness, kindly use Asian Paints SmartCare Damp Block before the top coat application.

PAINT APPLICATION PROCESS

APPLICATION	CODE	THINNER	DILUTION %	APPLICATION VISCOSITY¹	RECOATING PERIOD²
STEP 1 SANDING					
SAND THE SURFACE WITH TRUSTAR SAND PAPER 180 AND WIPE CLEAN					
STEP 2 TRUCARE SPARC INTERIOR WALL PRIMER TRUCARE INTERIOR WALL PRIMER BRUSH / ROLLER / SPRAY	1A01	WATER	100 %	BRUSH / ROLLER 30 - 40 SPRAY 20 - 25	4 - 6 HRS
	0360				
STEP 3 ACRYLIC WALL PUTTY PUTTY KNIFE	1354	WATER	BASED ON REQUIREMENT	N/A	4 - 6 HRS
STEP 4 SANDING					
SAND THE SURFACE WITH TRUSTAR SAND PAPER 180 AND WIPE CLEAN					
STEP 5 TRUCARE SPARC INTERIOR WALL PRIMER TRUCARE INTERIOR WALL PRIMER BRUSH / ROLLER / SPRAY	1A01	WATER	100 %	BRUSH / ROLLER 30 - 40 SPRAY 20 - 25	4 - 6 HRS
	0360				
STEP 6 SANDING					
SAND THE SURFACE WITH TRUSTAR SAND PAPER 180 AND WIPE CLEAN					
STEP 7 FIRST COAT TRACTOR EMULSION ADVANCED BRUSH / ROLLER / SPRAY	0056	WATER	50% - 60%	BRUSH / ROLLER 30 - 35 SPRAY 22 - 25	4 HRS
STEP 8 SECOND COAT TRACTOR EMULSION ADVANCED BRUSH / ROLLER / SPRAY	0056	WATER	50% - 60%	BRUSH / ROLLER 30 - 35 SPRAY 22 - 25	4 HRS

1. As measured through a Ford cup.

2. Recoat period is quoted for 25°C and 50% Relative Humidity, these may vary under different conditions.

HOW TO CHOOSE COLOURS

Browse through Asian Paints colour tools to help you find the right colour combination

COLOUR COSMOS*

COLOUR WITH ASIAN PAINTS

TRACTOR WALL FINISHES SHADE CARD



Visualize colour on your walls with



Scan to know more



*These shades are for reference only. Please refer to the Colour Cosmos or Colour Palette for correct shade reference.

ADDITIONAL INFORMATION

POST PAINTING CARE

For removing stains, clean the surface using sponge with a mild soap solution. Once you finish, wipe the surface clean. Ensure drying time of 1 week for the paint before cleaning.

TECHNICAL DETAILS

- a. **Drying time:** Surface dry time 30 min
- b. **Sheen levels:** 2 - 5 at 60 deg GH
- c. **Flash point IS101/1987 Part 1, Sec 6:** NA
- d. **Stability of thinned paint:** To be used within 24 hours

PRECAUTIONS

- › Do not apply when ambient temperature is less than 10°C or if the temperature might drop to this level within 4 hrs of application.
- › Do not over-thin or over-extend the brush.
- › Tint using Asian Paints machine colourants only.
- › Stir well and strain before use.
- › Tinted paints need thorough shaking immediately after tinter addition as well as before use.

SAFETY FEATURES

- › Kindly refer to the MSDS for Asian Paints Tractor Emulsion Advanced which gives detailed information on safety measures while handling the paint, which is available on request.
- › Store the container with the lid tightly closed in an upright position, in a cool, dry place
- › Keep out of reach of children and away from eatables.
- › May be harmful if swallowed. In case of ingestion seek immediate medical attention.
- › Wear eye protection during application. In case of contact with eyes, rinse immediately with plenty of water and seek medical advice.
- › In case of skin contact immediately wash skin with soap and plenty of water. Get medical attention if irritation develops or persists.
- › Do not breathe vapour or spray. It is recommended to wear suitable nose pad during sanding and surface preparation to avoid dust inhalation.
- › Do not pour leftover paint down the drain or in water courses.
- › In the event of spills, contain spillage using sand or earth.
- › No added Lead, Mercury or Chromium compounds.

*Please refer to the warranty documents for the product at the Asian Paints Website for further information.