

PRODUCT CODE 5467

SmartCare Epoxy TriBlock

Asian Paints Epoxy Tri Block is an epoxy cementitious coating for positive side waterproofing of cementitious water retaining structures.

PRODUCT BENEFITS

Superior Adhesion

Good adhesion over smooth as well as cementitious surfaces

Superior Waterproofing

Positive side waterproofing

Safety

Food grade certification, fit for storing portable water

Coating

Microbial resistant coating

Warranty

2 year warranty for cementitious water retaining structure



asianpaints


LEAD FREE* GUARANTEE

* All Asian Paints products contain no added Lead, Mercury, Arsenic or Chromium from April 2008.



PRODUCT FEATURES

AVAILABLE PACKS



Shelf life: 12 months from the date of manufacturing in unopened condition. Store in a cool & dry place

COLOURS AVAILABLE

White



Please note: Asian Paints Epoxy TriBlock is an undercoat

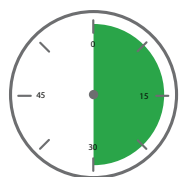
COVERAGE



2 COATS
28 sq. ft. per kg


**Actual coverage may vary from the quoted coverage due to factors such as method and condition of application and surface roughness

DRYING TIME TO TOUCH



4-6 HOURS

RECOMMENDED USAGE



Domestic cement tanks, Overhead cement tanks and Waterproofing of swimming pools

HOW TO APPLY

PRE PAINTING STEPS



SURFACE PREPERATION SmartCare Epoxy Tri Block is a three-component system. The correct application procedure is very critical and should be followed as described below

- Surface must be clean, free from contamination and structurally sound.
- It is recommended that the surface should be in Saturated Surface Dry (SSD) condition.



MIXING RATIO (by weight) The mixing ratio is Base: Hardener: Filler = 17 : 18 : 65 in weight, after mixing the three components together, add around 15 - 25% water. (For this pack- 850 gm: 900 gm: 3.25 kg and around 1000 - 1200 ml water.)

APPLICATION PROCESS

APPLICATION

PROCEDURE

STEP 1

Stir the individual Base and Hardener well before use

STEP 2

Add Hardener into Base under continuous mixing

STEP 3

In this mix, add Filler under continuous mixing

STEP 4

Slowly add water (20% by weight) into the above mix under continuous mixing, till you get a homogeneous brushable consistency

STEP 5

Apply the 1st coat of the above mixture over substrate using a brush and allow it to dry for 4 hours

STEP 6

Apply the 2nd coat of mix perpendicular to 1st coat and allow it to dry for 4 hours
Allow 7 days for complete drying of applied coating of Epoxy Tri Block

ADDITIONAL INFORMATION**PRECAUTIONS**

- › Part mixing of Base, Hardener & Filler are not allowed.
- › All kinds of paints and coatings are to be removed completely before application.
- › Application over plastered / masonry surface is recommended.
- › Drying time and coverage depends on the condition of the surface and ambient condition.
- › Not resistant to high concentrations of acids and alkalis.
- › It is advisable to water wash with low pressure water to clean the coating 2-3 times so as to remove any foaming due to initial water contact.

SAFETY FEATURES

- › Kindly refer to the MSDS for Asian Paints SmartCare Epoxy TriBlock which gives detailed information on safety measures.
- › Store the container with the lid tightly closed in an upright position, in a cool & dry place.
- › Keep out of reach of children and away from eatables.
- › May be harmful if swallowed. In case of ingestion seek immediate medical attention.
- › Wear eye protection during application. In case of contact with eyes, rinse immediately with plenty of water and seek medical advice.
- › In case of skin contact immediately wash skin with soap and plenty of water. Get medical attention if irritation develops or persists.
- › Do not breathe vapour or spray. It is recommended to wear suitable nose pad during sanding and surface preparation to avoid dust inhalation.
- › Do not pour leftover paint down the drain or in water courses.
- › In the event of spills, contain spillage using sand or earth.
- › No added Lead, Mercury or Chromium compounds.

TECHNICAL DETAILS

Properties	Results
Nature	Three component
Mixing ratio, By weight (Base:Hardener:Filler:Water)	17:18:65:20
Consistency	Free flowing smooth paste
Pot life at 30°C, Minutes	60 Minutes
Surface drying time at 30°C, Minutes	22 Minutes
Inter-coat periods at 30°C, Hours	4 to 5 Hours
Positive hydrostatic pressure DIN 1048	No water penetration found up till 4 bars
Adhesion strength as per ASTM D 4541: 02 in (N/mm ²)	3 Mpa
Food Grade Certification	Certified safe by CFTRI Mysore (Govt. Lab) to store potable water