

PRODUCT CODE 0010

## Apcolite Advanced Matt

Asian Paints Apcolite Advanced Matt provides a rich and matt finish with excellent stain cleanability and resistance to burnish.

### PRODUCT BENEFITS



#### Rich Matt Finish

Asian Paints Apcolite Advanced Matt offers a rich matte finish which helps in hiding surface undulations.



#### Anti Fungal Shield

Apcolite Advanced Matt is designed to protect your walls against unwanted fungus that can cause considerable damage.



#### Warranty

Apcolite Advanced Matt comes with a comprehensive 6 years\* of performance warranty & 3 years\*\* of waterproofing warranty.



#### Advanced Stain Guard

Ensures lower stain pick up & easy cleaning for different kinds of household stains.



#### Abrasion Resistance

This makes the paint resistance to wear and tear increasing the life of the paint.



#### Burnish Resistance

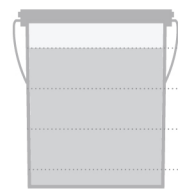
Tough film which keeps your wall beautiful even after cleaning it multiple times.



WATER BASED

### PRODUCT FEATURES

#### WASHABILITY



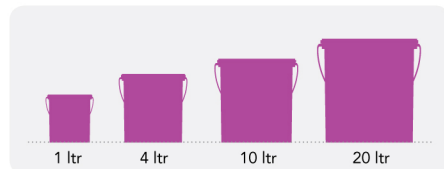
✓ BEST IN CLASS

HIGH

MEDIUM

LOW

#### AVAILABLE PACKS

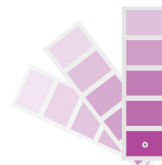


Shelf life: 3 years from date of manufacture in original tightly closed containers away from direct sunlight and excessive heat.

#### COLOURS AVAILABLE

2100+\*

\*Currently available in more than 2100 shades as per the Asian Paints Colour Spectra.



#### FINISH



MATT

LOW SHEEN

HIGH SHEEN

HIGH GLOSS

✓ SMOOTH

Refer to sheen levels in technical details

#### COVERAGE

On normal masonry surface after brushing



1 COAT

260 - 300  
sq.ft/ltr\*\*




2 COATS

140 - 160  
sq.ft/ltr\*\*

\*\*Actual coverage may vary from the quoted coverage due to factors such as application condition, surface preparation and porosity.

### HOW TO APPLY

#### PRE PAINTING STEPS



**PLASTER** New masonry surfaces must be allowed to cure completely. It is recommended to allow 28 days as the curing time for new masonry surfaces.



**CLEANING** Surface should be free from any loose paint, dust or grease. Growths of fungus, algae or moss should be removed by wire brushing and water. In case of areas having excessive dampness use Asian Paints DampBlock to limit further dampness. When the underlying surface exhibits chalkiness, in spite of thorough surface cleaning, use Asian Paints Exterior Sealer (X1).










**FILLING FOR CRACKS** For filling cracks upto 3mm use Asian Paints Crack Seal.



**FILLING FOR HOLES & DENTS** In case of dents and holes use Asian Paints Acrylic Wall Putty or white cement and fine sand in the ratio 1:3

**Apcolite Advanced Emulsion should not be applied on surfaces / substrates that are subjected to continuous seepage or dampness.**

#### PAINT APPLICATION PROCESS

APPLICATION	CODE	THINNER	DILUTION %	APPLICATION VISCOSITY <sup>1</sup>	RECOATING PERIOD
STEP 1 SANDING					
SAND THE SURFACE WITH TRUSTAR SANDING PAPER NO. 180 AND WIPE CLEAN					
STEP 2 TRUCARE INTERIOR WALL PRIMER (ST / WT) / DAMP SHEATH INTERIOR BRUSH / ROLLER / SPRAY	0359	 MTO*	BRUSH / ROLLER 8 - 10 SPRAY 15 - 20	BRUSH / ROLLER 30 - 40 SPRAY 20 - 25	6 - 8 HRS
	0360	 WATER	80% – 100 %	BRUSH / ROLLER 30 - 40 SPRAY 20 - 25	
	5632				
STEP 3 ACRYLIC WALL PUTTY PUTTY KNIFE	1354	 WATER	BASED ON REQUIREMENT	N/A	4 - 6 HRS
STEP 4 SANDING					
SAND THE SURFACE WITH TRUSTAR SANDING PAPER NO. 180 AND WIPE CLEAN					
STEP 5 TRUCARE INTERIOR WALL PRIMER (ST / WT) / DAMP SHEATH INTERIOR BRUSH / ROLLER / SPRAY	0359	 MTO*	BRUSH / ROLLER 8 - 10 SPRAY 15 - 20	BRUSH / ROLLER 30 - 40 SPRAY 20 - 25	6 - 8 HRS
	0360	 WATER	80% – 100 %	BRUSH / ROLLER 30 - 40 SPRAY 20 - 25	
	5632				
STEP 6 SANDING					
SAND THE SURFACE WITH TRUSTAR SANDING PAPER NO. 320/400 AND WIPE CLEAN					
STEP 7 FIRST COAT APCOLITE ADVANCED MATT OPTIONAL	0010	 WATER	BRUSH 40 - 50 SPRAY 60 - 65	BRUSH 30 - 40 SPRAY 20 - 25	4 - 6 HRS
	0010	 WATER	BRUSH 40 - 50 SPRAY 60 - 65	BRUSH 30 - 40 SPRAY 20 - 25	4 - 6 HRS

1. As measured through a Ford cup.

2. Recoat period is quoted for 25°C and 50% Relative Humidity, these may vary under different conditions.

\* Mineral Turpentine Oil

## HOW TO CHOOSE COLOURS

Browse through Asian Paints colour tools to help you find the right colour combination

COLOUR SPECTRA DECK\*

COLOUR WITH ASIAN PAINTS

APCOLITE SHADE CARD\*



Visualize colour on your walls with



Colour with  
Asian Paints



Scan to know more



\*These shades are for reference only. Please refer to the Colour Spectra or Colour Palette for correct shade reference.

## ADDITIONAL INFORMATION

### VOC CONTENT



**LOW VOC  
CONTENT**

Asian Paints Apcolite Advanced Emulsion is a low VOC content emulsion.

### PRECAUTIONS

- › Do not apply when ambient temperature is less than 10°C or if the temperature might drop to this level within 4 hrs of application.
- › Do not over-thin or over-extend the brush.
- › Tint using Asian Paints machine colourants only
- › Stir well and strain before use.
- › Tinted paints need thorough shaking immediately after tinter addition as well as before use.

### POST PAINTING CARE

For best performance ensure dry dust cleaning at regular intervals. Allow drying time of 3 weeks for proper film formation before any sponge cleaning with mild soap solution.

### TECHNICAL DETAILS

- a. Drying time:** Surface dry time 30 min
- b. Sheen levels:** 2 - 4 at 60 deg GH
- c. Recoatability:** 4 hours
- d. Flash point IS101/1987 Part 1, Sec 6:** NA
- e. Stability of thinned paint:** To be used within 24 hours

### SAFETY FEATURES

- › Kindly refer to the MSDS for Asian Paints Apcolite Advanced Emulsion which gives detailed information on safety measures while handling the paint, which is available on request.
- › Store the container with the lid tightly closed in an upright position, in a cool, dry place
- › Keep out of reach of children and away from eatables.
- › May be harmful if swallowed. In case of ingestion seek immediate medical attention.
- › Wear eye protection during application. In case of contact with eyes, rinse immediately with plenty of water and seek medical advice.
- › In case of skin contact immediately wash skin with soap and plenty of water. Get medical attention if irritation develops or persists.
- › Do not breathe vapour or spray. It is recommended to wear suitable nose pad during sanding and surface preparation to avoid dust inhalation
- › Do not pour leftover paint down the drain or in water courses.
- › In the event of spills, contain spillage using sand or earth.
- › No added Lead, Mercury or Chromium compounds.

\*Please refer to the warranty documents for the product at the Asian Paints Website for further information.

\*\*For waterproofing warranty apply Smartcare Damp Sheath Interior as base coat.